

GALLERY

Design Andrea Lucatello



Gallery è lo **specchio** originale pensato per chi vuole uscire dai soliti schemi e preferisce un design inusuale.

Pensato dal designer Andrea Lucatello, lo specchio Gallery si inserisce in una collezione di specchi in vetro fuso dalle linee insolite.

I profili del contorno in vetro sono tridimensionali e tondeggianti ed evocano le forme irregolari delle gallerie tra i sentieri dolomitici da cui prende ispirazione.

Disponibile in due misure.

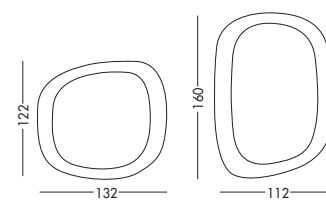
Gallery is the original mirror designed for those who want to break away from the usual patterns and prefer an unusual design.

Designed by Andrea Lucatello, the Gallery mirror is part of a collection of fused glass mirrors with unconventional lines. The three-dimensional and rounded glass edges evoke the irregular shapes of the tunnels among the Dolomite paths from which it draws inspiration.

Available in two sizes.

eforma
DESIGN ITALIANO

Informazioni tecniche / *Technical informations*



Specchio da parete in cristallo curvato specchiato fumè o specchiato bronzo, supporto a parete con possibilità di fissaggio orizzontale o verticale.

Cristallo specchiato fumè CR3

Cristallo specchiato bronzo CR4

Wall mirror smoked or bronze mirrored curved glass, wall support for both horizontal and vertical position.

Fumè mirrored glass CR3

Bronze mirrored glass CR4

FINITURE/FINISHES

Attenzione: il prodotto finito può presentare delle lievi variazioni di colore rispetto ai campioni forniti dall'azienda. I colori visualizzati sono puramente indicativi e possono variare rispetto alla realtà. Rivolgersi ad EFORMA o al proprio rivenditore di fiducia per ricevere maggiori informazioni. EFORMA si riserva di apportare modifiche e/o migliorie di carattere tecnico ed estetico ai propri modelli e prodotti in qualsiasi momento e senza preavviso. / Attention: the final product may show slight variations in colour compared to the samples supplied by the company. The colours displayed are indicative and can vary in reality. Please contact EFORMA or your preferred retailer for more information. EFORMA reserves the right to change and/or apply technical and esthetical improvements to its models and products at any time without any notice.

Metallo/Metal

I metalli della nostra collezione vengono verniciati a polvere così da rivestire le nostre superfici a scopo decorativo e protettivo. Lo spessore finale della verniciatura a polveri, risulta particolarmente elevata contribuendo ad una serie di rilevanti vantaggi sul prodotto verniciato: resistenza meccanica, resistenza agli agenti corrosivi, scarsa infiammabilità, precisione nell'applicazione. Le verniciature a polveri utilizzate sono totalmente atossiche e prive di solventi, per questo motivo la verniciatura a polveri è una lavorazione ECO-FRIENDLY, a bassissimo impatto ambientale. Disponibile la versione cromata dove il metallo o l'alluminio vengono rivestiti di cromo, conferendogli così durezza, resistenza chimica e resistenza all'ossidazione. / The metals in our collection are powder coated in order to coat our surfaces for decorative and protective purposes. The final thickness of the powder coating is particularly high contributing to a series of advantages for the painted product: mechanical resistance, resistance to corrosive agents, low flammability, precision in the application. The powder coatings used are non-toxic and solvent-free, for this reason powder coating is an ECO-FRIENDLY process, with a very low environmental impact. The chrome version is available where the metal or aluminum is coated with chrome, giving it hardness, chemical resistance and resistance to oxidation.



V01 - Nero/Black



V03 - Antracite/Anthracite



V04 - Titanio/Titanium



V05 - Bronzo/Bronze



V06 - Oro/Gold



V08 - Avorio / Ivory **NEW**



CRO - Cromo/Chrome



CRN - Cromo Nero/
Black Chrome



ASP - Alluminio Spazzolato/
Polished Aluminium



VS6 - Oro spazzolato/
Brushed Gold



S01 - Platino spazzolato/
Brushed Platinum **NEW**



S02 - Bronzo spazzolato vintage /
Brushed Bronze vintage **NEW**

Cristallo/Glass

I cristalli utilizzati da EFORMA vengono temprati come richiedono e prescrivono le norme antinfortunistiche. Le lastre di vetro colorato, soprattutto nelle superfici più ampie, possono presentare dei piccoli puntini che sono dovuti alle caratteristiche di lavorazione, ai processi di verniciatura ad alte temperature ed a reazioni naturali del cristallo. Tali irregolarità non possono in alcun modo essere considerati difetti ma naturali variazioni in un processo di lavorazione molto sofisticato e delicato. / The glasses used by EFORMA are tempered as required and prescribed by accident prevention regulations. The sheets of colored glass, especially in larger surfaces, may have small dots that are due to the characteristics of its processing, of the painting process at high temperature and the natural reactions of the crystal. These irregularities can in no way be considered defects but natural variations in a very sophisticated and delicate process.



CR0 - Cristallo extrachiaro
trasparente/Extra clear
transparent glass



RI3 - Cristallo martellato
trasparente / Transparent
hammered glass **NEW**



CR1 - Cristallo verniciato
Nero lucido/Glossy Black
painted glass



RI1 - Cristallo martellato
Nero lucido/Glossy Black
hammered glass



CR2 - Cristallo verniciato
Tortora lucido / Glossy
Tortora painted glass **NEW**



RI2 - Cristallo martellato
Tortora lucido / Glossy
Tortora hammered glass **NEW**



RI5 - Cristallo martellato
Bronzo lucido/Glossy
Bronze hammered glass

Specchio/Mirror



CR5 - Cristallo specchiato/
Mirrored glass



CR3 - Cristallo specchiato
Fumè/ Fumè mirrored
glass




CR4 - Cristallo specchiato
Bronzo/ Bronze mirrored
glass

Marmo/Marble


Il marmo naturale che viene utilizzato per le nostre collezioni, deriva da lastre accuratamente selezionate e lavorate facendo così esaltare i suoi colori e i suoi cristalli. Ogni materiale naturale va visto come pezzo unico e le diverse lastre possono presentare variazioni di colore e struttura. / *The natural marble that is used for our collections, comes from carefully selected and processed slabs, thus enhancing its colors and crystals. Each natural material should be seen as a unique piece and the different slabs may present variations in color and structure.*




M01 - Carrara lucido/
Glossy Carrara



M02 - Nero Marquina luc./
Glossy Nero Marquina



M03 - Emperador lucido/
Glossy Emperador



M04 - Verde Alpi lucido/
Glossy Verde Alpi



M05 - Travertino opaco /
Matt Travertino **NEW**

Ceramica/Ceramic

La ceramica è realizzata in gres porcellanato accoppiato a un piano in vetro. I piani sono ottenuti con tecniche innovative che li rendono estremamente resistenti ai graffi, all'usura ed alle alte temperature. Molto facile da pulire. / *Ceramic is made of porcelain stoneware coupled with a glass top. The tops are obtained with innovative techniques that make them extremely resistant to scratches, wear and high temperatures, very easy to clean.*




CM1 - Calacatta Gold luc./
Glossy Calacatta Gold



CM7 - Calacatta Gold opaco/
Matt Calacatta Gold



CM2 - Statuario lucido/
Glossy Statuario



CM3 - Portoro opaco/
Matt Portoro



CM4 - Alabastro lucido/
Glossy Alabastro



CM5 - Onice lucido/
Glossy Onice



CM6 - Sahara Noir lucido/
Glossy Sahara Noir



CM10 - Patagonia lucido/
Glossy Patagonia



CM11 - Travertino opaco /
Matt Travertino **NEW**



CM12 - Calacatta
Macchia Vecchia lucido /
Glossy Calacatta
Macchia Vecchia **NEW**



CM13 - Silver Root
opaco / Matt Silver Root **NEW**

Legno/Wood

Il legno che viene utilizzato è tra i migliori che esistono sul mercato europeo. Viene lavorato con le migliori tecniche garantendo così resistenza e durata.
The wood which is used is one of the best available in European markets. It is worked with the best techniques guaranteeing resistance and durability.

LEGNO IMPIALLACCIATO/VENEERED WOOD


I piani impiallacciati nelle varie essenze, sono accuratamente selezionati e aggiuntati utilizzando fogli rigati e fiammati. Piccole variazioni di colore testimoniano l'autenticità di ogni singola pianta. Sulla superficie vengono applicate vernici opache trasparenti. / *The veneered tops in their various essences, are carefully selected and added by using striped and flamed sheets. Small variations of color testify to the authenticity of each plant. Transparent opaque varnishes are applied to the surface.*



NC - Noce Canaletto/Canaletto Walnut



FNR - Frassino tinto Nero/Black stained Ash



FTM - Frassino tinto Testa di Moro/
Dark Brown stained Ash

LEGNO MASSELLO/SOLID WOOD


Il legno utilizzato è un materiale di pregio che si caratterizza principalmente per la resistenza all'usura e per l'estetica. Durante il suo ciclo di crescita, sviluppo e maturazione, il legno si evolve nelle sue qualità come il cambio nel colore, nei nodi, e nelle vene. Essendo un materiale vivo, e naturale, può presentare delle variazioni di vene e di tonalità.
The wood used is a valuable material that is mainly characterized by its wear resistance and its aesthetics. During its cycle of growth, development and maturation, the wood's qualities. Evolve showing a change in color, in the knots, and in the veins. Being a living, natural material, it can present variations in veins and shades.



FVC - Frassino tinto Noce Canaletto/
Canaletto Walnut stained Ash



FNR - Frassino tinto Nero/Black stained Ash



FTM - Frassino tinto Testa di Moro/
Dark Brown stained Ash

Laccato/Lacquered

I laccati sono composti da un pannello in MDF (medium Density Fibre Board) verniciato su entrambi i lati. / *Lacquered products are made of a MDF (medium Density Fibre Board) painted panel on both sides.*



L01 - Nero opaco/
Matt Black



L03 - Antracite opaco/
Matt Anthracite



L04 - Titanio opaco/
Matt Titanium



L05 - Bronzo opaco/
Matt Bronze



L07 - Bronzo spazzolato/
Brushed Bronze



B01 - Platino spazzolato
/ Brushed Platinum **NEW**




B02 - Bronzo spazzolato
vintage / Brushed Bronze
vintage **NEW**




L08 - Avorio / Ivory **NEW**

Finiture imbottiture / Upholstery Finishes


Rivestimento in ecopelle / Covering in eco-leather




1 BIANCO



2 LATTE




25 PANNA



9 AVORIO




11 BEIGE




13 CANAPA




12 BEIGE SCURO




14 FANGO




15 TORTORA



30 TABACCO




31 MARRONE SCURO




16 TESTA DI MORO




4 GRIGIO CHIARO




5 GRIGIO




6 CENERE




7 ANTRACITE




56 OCEANO




8 NERO




24 VERDE SCURO



23 VERDE SALVIA



39 BORDEAUX



35 ROSSO

Rivestimento in pelle / Covering in leather



5000 BIANCO



5518 LATTE




5508 AVORIO



5522 TORTORA



5504 FANGO



5070 NOCCIOLA



5402 GRIGIO CHIARO




2256 GHIACCIO



5280 CENERE



5420 GRIGIO



5416 AVIO



5428 OTTANIO



4548 BEIGE CHIARO

NEW



4036 CRETA SCURO

NEW



4170 TALPA

NEW

Rivestimento in pelle / Covering in leather




5480 PANNA



5528 BEIGE



5320 BEIGE SCURO




5110 TABACCO



5090 MARRONE CHIARO



5400 MARRONE SCURO




5290 GRIGIO MEDIO




5310 ANTRACITE




5200 ROSSO



9031 BLU



9021 OCEANO




5431 BLU NOTTE

Rivestimento in pelle / Covering in leather



9034 CRETA



5502 AVANA




5414 MARRONE




9030 CIOCCOLATO




5270 TESTA DI MORO




5300 NERO



5210 BORDEAUX




5460 MORA



5406 VINACCIA



5120 VERDE SALVIA



5150 VERDE BOSCO



9045 MUSCHIO

Rivestimento in pelle nabuk / Covering in nabuk leather



100 SABBIA




101 CONCHIGLIA



102 SEPPIA



103 TERRA



110 MARRONE




105 MARRONE SCURO




104 SALVIA




106 ORIONE



107 OCEANO




108 GRIGIO




109 ANTRACITE

Rivestimento in pelle Elite / Covering in Elite leather


NEW




E02 GESSO




E04 ARGILLA



E06 PIETRA




E14 TERRA




E16 ASFALTO




E18 SMOKE




E26 MUD




E28 CAFFÈ




E30 CACAO



E38 CENERE SCURO




E40 ARDESIA




E42 ELEFANTE

Rivestimento in pelle Elite / Covering in Elite leather


NEW




E08 TOPO



E10 CORDA




E12 GRIGIO PERLA




E20 VERDONE




E22 SIENA




E24 MALTO




E32 CINDER



E34 FROZEN



E36 ACCIAIO



E44 BLACK